


Electric Chain Window Actuator



LS series

Chain actuator 400N

Description

Power 400N 24VDC chain drive actuator is suitable for many automated window applications, including top hung, bottom hung and side hung windows.

- Available in various strokes
- For comfort ventilation
- For smoke ventilation EN12101-2
- Designed for surface mounting
- Can be linked to other LS actuators for larger window
- 24VDC operation
- To be used with most of windows types
- Built in electronic load switch off/end stop
- Tested with 10,000 opening and closing movements
- VDE silicon cable and stainless chain
- Overload protection
- Protection Grade : IP32
- To be used together with ± 24 VDC control units
- Easy mounting
- Anodised silver finish standard, RAL colours available

Technical specifications

Model	LS
Nominal Voltage	24VDC±10%
Max.force	400N
Stroke	100-1000mm
Full load current	2A
Opening speed (mm/s)	7-14
Protection Degree	IP32
Life Span	10,000
Switch-on-duration	ED 40% (max. 4min. per 10min)
Operating temperatures	-10°C-- +65°C
Size	40 x 51mm (H x D), length (L) depending on stroke – see table
Parallel connection possibility	YES
Safety stops	electronic
Standard Cable length	1.5m
Colour	Anodized aluminium. RAL colours available with extra cost
Window types	Top-hung, bottom-hung, pivot and side hung windows
Accessory options	Outward opening brackets, inward opening brackets
Note	We reserve the right to make technical changes.

Window types



Top hinged window

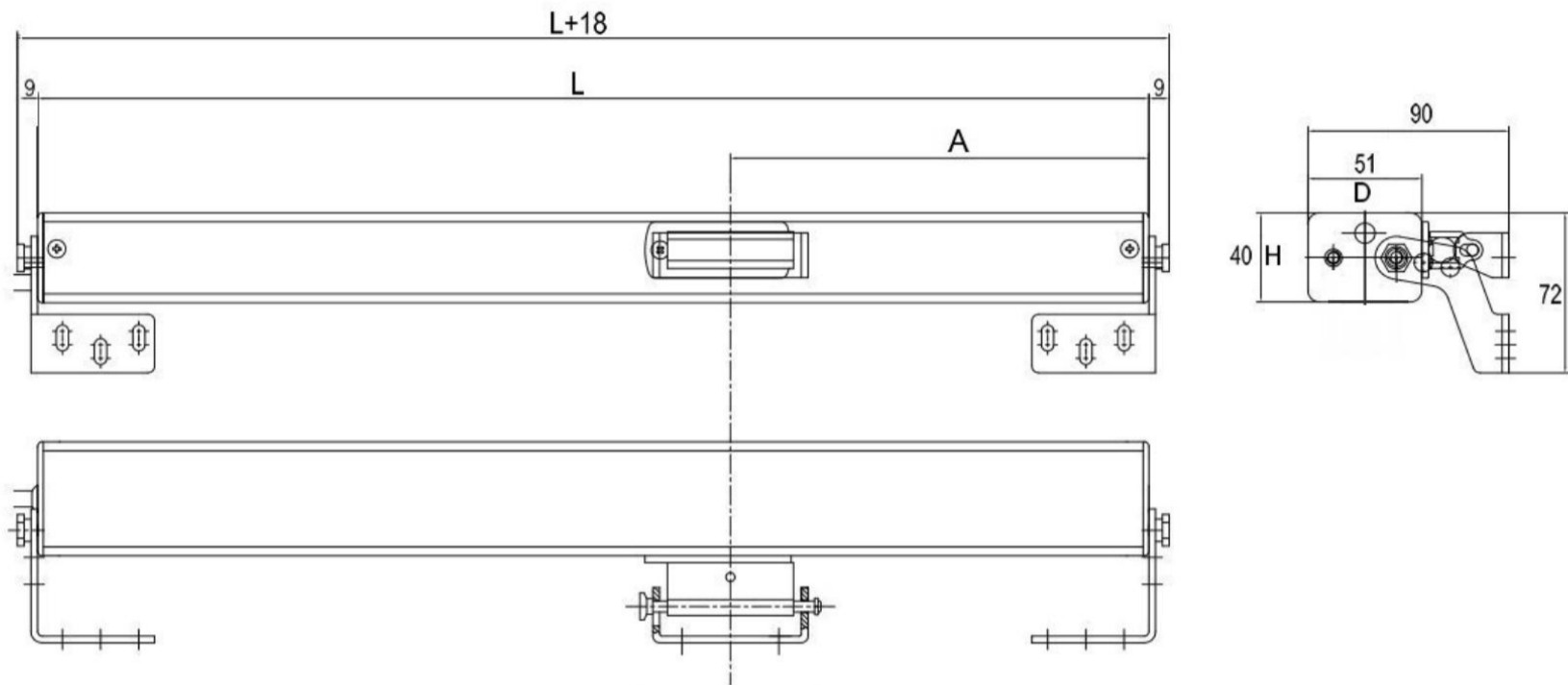


Bottom hinged window



Side hinged window

Dimension




Model	Stroke (mm)	Length(L) (mm) (incl screws+18mm)	Height (H) (mm)	Depth(D) (mm)	Dimension (A) (mm)
LS-300-DC24	300	400	40	51	175
LS-400-DC24	400	450	40	51	175
LS-600-DC24	600	550	40	51	175
LS-800-DC24	800	650	40	51	175
LS-1000-DC24	1000	750	40	51	175

Accessory options



Bracket set for outward opening



Bracket set for inward opening